

IPEDS

2024-25
Data Collection System

IPEDS HELP DESK (877) 225-2568 | ipedshelp@rti.org
OMB NO. 1850-0582 v.33 : Approval Expires 8/31/2027
User ID: P1265801

Finance 2024-25

Institution: University of Colorado Colorado Springs (126580)

User ID: P1265801

Overview

Overview

The purpose of the IPEDS Finance component is to collect basic financial information from items associated with the institution's General Purpose Financial Statements.

Data Reporting Reminder:

- Report data to accurately reflect the time period corresponding with the IPEDS survey component, even if such reporting is seemingly inconsistent with prior-year reporting.

Changes to reporting:

No changes for the 2024-25 data collection period.

Resources:

- To download the survey materials for this component: [Survey Materials](#)
- To access your prior year data submission for this component: [Reported Data](#)

If you have questions about completing this survey, please contact the **IPEDS Help Desk at (877) 225-2568**.

Institution: University of Colorado Colorado Springs (126580)

User ID: P1265801

Finance - Public Institutions' Reporting Standard

Reporting Standard**Please indicate which reporting standards are used to prepare your financial statements:**

- ☒ GASB (Governmental Accounting Standards Board), using standards of GASB 34 & 35
- ☐ FASB (Financial Accounting Standards Board)

Please consult your business officer for the correct response before saving this screen. Your response to this question will determine the forms you will receive for reporting finance data.

Finance - Public Institutions Using GASB Standards

General Information: GASB-Reporting Institutions (aligned form)

Reporting Reminder:

- To the extent possible, the finance data requested in this report should be provided from your institution's audited General Purpose Financial Statements (GPFS).
- Please refer to the instructions specific to each screen of the survey for details and references.


1. Fiscal Year Calendar

This report covers financial activities for the 12-month fiscal year: (The fiscal year reported should be the most recent fiscal year ending before October 1, 2024.)

Beginning: month/year (MMYYYY)	Month: 7	Year: 2023
And ending: month/year (MMYYYY)	Month: 6	Year: 2024

2. Audit Opinion

Did your institution receive an unqualified opinion on its General Purpose Financial Statements from your auditor for the fiscal year noted above? (If your institution is audited only in combination with another entity, answer this question based on the audit of that entity.)

- ☒ Unqualified
- ☐  Qualified (Explain in box below)
- ☐ Don't know OR in progress (Explain in box below)

3. Reporting Model

GASB Statement No. 34 offers three alternative reporting models for special-purpose governments like colleges and universities. Which model is used by your institution?

- ☒ Business-type activities
- ☐ Governmental Activities
- ☐ Governmental Activities with Business-Type Activities

4. Intercollegiate Athletics

Does your institution participate in intercollegiate athletics?

- ☐ No
- ☒ Yes - answer part a and b below
- a) Are the intercollegiate athletics expenses accounted for as? [check all that apply]

- ☒ Auxiliary enterprises
- ☐ Student services
- ☐ Other (specify in box below)

b) Does your institution have intercollegiate athletics revenue?

- ☐ No
- ☒ Yes - select category(s) where these revenues are included [check all that apply]

- ☒ Sales and services of educational activities
- ☒ Sales and services of auxiliary enterprises
- ☐ Other (specify in box below)

5. Endowment Assets

Does this institution or any of its foundations or other affiliated organizations own endowment assets?

- ☒ No
- ☐ Yes - (report details of endowment net assets)

6. Pension


Does your institution include defined benefit pension liabilities, expenses, and/or deferrals in its General Purpose Financial Statements?

- ☒ No
- ☐  Yes

7. Postemployment Benefits Other than Pension (OPEB)

Does your institution include postemployment benefits other than pension (OPEB) liabilities, expenses, and/or deferrals in its General Purpose Financial Statements?

- ☒ No
☐ Yes

 You may use the box below to provide additional context for the data you have reported above. Context notes will be posted on the College Navigator website. Therefore, you should write all context notes using proper grammar (e.g., complete sentences with punctuation) and common language that can be easily understood by students and parents (e.g., spell out acronyms).

Institution: University of Colorado Colorado Springs (126580)


User ID: P1265801

Part A - Statement of Net Position Page 1

Fiscal Year: July 1, 2023 - June 30, 2024


If your institution is a parent institution then the amounts reported in Parts A and D should include ALL of your child institutions

Line no.		Current year amount	Prior year amount
Assets			
01	Total <u>current assets</u>	198,617,400	196,220,474
31	Depreciable <u>capital assets</u> , net of depreciation	422,334,318	439,245,911
04	Other noncurrent assets CV=[A05-A31]	82,342,312	67,007,365
05	Total <u>noncurrent assets</u>	504,676,630	506,253,276
06	Total assets CV=(A01+A05)	703,294,030	702,473,750
19	<u>Deferred outflows of resources</u>	40,790,386	34,750,812
Liabilities			
07	<u>Long-term debt, current portion</u>	12,048,561	12,120,195
08	Other current liabilities CV=(A09-A07)	30,136,041	26,735,223
09	Total <u>current liabilities</u>	42,184,602	38,855,418
10	<u>Long-term debt</u>	264,808,573	279,303,282
11	Other noncurrent liabilities CV=(A12-A10)	109,321,326	87,580,084
12	Total <u>noncurrent liabilities</u>	374,129,899	366,883,366
13	Total liabilities CV=(A09+A12)	416,314,501	405,738,784
20	<u>Deferred inflows of resources</u>	58,434,329	61,462,059
Net Position			
14	<u>Invested in capital assets, net of related debt</u>	190,438,475	181,110,753
15	<u>Restricted-expendable</u>	9,595,866	20,926,149
16	<u>Restricted-nonexpendable</u>	0	0
17	<u>Unrestricted</u> CV=[A18-(A14+A15+A16)]	69,301,245	67,986,817
18	Net position CV=[(A06+A19)-(A13+A20)]	269,335,586	270,023,719

 You may use the box below to provide additional context for the data you have reported above. Context notes will be posted on the College Navigator website. Therefore, you should write all context notes using proper grammar (e.g., complete sentences with punctuation) and common language that can be easily understood by students and parents (e.g., spell out acronyms).


Part A - Statement of Net Position Page 2

Fiscal Year: July 1, 2023 - June 30, 2024			
Line No.	Description	Ending balance	Prior year Ending balance
Capital Assets			
21	<u>Land and land improvements</u>	21,286,168	21,286,169
22	<u>Infrastructure</u>		0
23	<u>Buildings</u>	621,850,138	621,346,239
32	Equipment, including art and <u>library collections</u>	87,508,766	82,657,726
27	<u>Construction in progress</u>	29,476,183	10,368,470
	Total for Plant, Property and Equipment CV = (A21+ .. A27)	760,121,255	735,658,604
28	<u>Accumulated depreciation</u>	300,351,617	278,085,083
33	Intangible assets, net of accumulated amortization		0
34	Other capital assets		0

 You may use the box below to provide additional context for the data you have reported above. Context notes will be posted on the College Navigator website. Therefore, you should write all context notes using proper grammar (e.g., complete sentences with punctuation) and common language that can be easily understood by students and parents (e.g., spell out acronyms).


Part D - Summary of Changes In Net Position

Fiscal Year: July 1, 2023 - June 30, 2024			
If your institution is a parent institution then the amounts reported in Parts A and D should include ALL of your child institutions			
Line No.	Description	Current year amount	Prior year amount
01	Total revenues and other additions for this institution AND all of its child institutions	271,885,907	259,702,569
02	Total expenses and deductions for this institution AND all of its child institutions	272,574,040	258,857,877
03	Change in net position during year CV=(D01-D02)	<input checked="" type="checkbox"/> -688,133	844,692
04	<u>Net position</u> beginning of year for this institution AND all of its child institutions	270,023,719	269,072,495
05	<u>Adjustments to beginning net position</u> and other gains or losses CV=[D06-(D03+D04)]	0	106,532
06	Net position end of year for this institution AND all of its child institutions (from A18)	269,335,586	270,023,719

 You may use the box below to provide additional context for the data you have reported above. Context notes will be posted on the College Navigator website. Therefore, you should write all context notes using proper grammar (e.g., complete sentences with punctuation) and common language that can be easily understood by students and parents (e.g., spell out acronyms).

Part E-1 - Scholarships and Fellowships

Fiscal Year: July 1, 2023 - June 30, 2024			
Do not report Federal Direct Student Loans (FDSL) anywhere in this section.			
Line No.	Scholarships and Fellowships	Current year amount	Prior year amount
01	Pell grants (federal)	14,334,721	12,624,607
02	Other federal grants (Do NOT include FDSL amounts)	3,605,274	4,721,094
03	Grants by state government	14,726,856	9,510,746
04	Grants by local government		0
05	Institutional grants from restricted resources	5,504,961	4,735,466
06	Institutional grants from unrestricted resources CV=[E07-(E01+...+E05)]	14,616,336	16,448,293
07	Total revenue that funds scholarships and fellowships	52,788,148	48,040,206
Discounts and Allowances			
08	Discounts and allowances applied to tuition and fees	46,108,397	41,397,362
09	Discounts and allowances applied to sales and services of auxiliary enterprises	1,086,751	1,016,564
10	Total discounts and allowances CV=(E08+E09)	47,195,148	42,413,926
11	Net scholarships and fellowships expenses after deducting discounts and allowances CV= (E07-E10) This amount will be carried forward to C10 of the expense section.	5,593,000	5,626,280

 You may use the box below to provide additional context for the data you have reported above. Context notes will be posted on the College Navigator website. Therefore, you should write all context notes using proper grammar (e.g., complete sentences with punctuation) and common language that can be easily understood by students and parents (e.g., spell out acronyms).

Institution: University of Colorado Colorado Springs (126580)

User ID: P1265801

Part E-2 - Sources of Discounts and Allowances

Fiscal Year: July 1, 2023 - June 30, 2024							
Line No.	Source of Discounts and Allowances	Amount of Source Applied to:					
		Tuition and fees discounts allowances		Auxiliary enterprises discounts allowances		Total discounts allowances	
		Current year amount	Prior year amount	Current year amount	Prior year amount	Current year amount	Prior year amount
12	Pell grants (federal)	12,520,822	10,878,917	295,109	267,145	12,815,931	11,146,062
13	Other federal grants (Do NOT include FDSL amounts)	3,149,067	4,068,276	74,222	99,902	3,223,289	4,168,178
14	Grants by state government	<input checked="" type="checkbox"/> 12,863,337	8,195,631	<input checked="" type="checkbox"/> 303,182	201,254	13,166,519	8,396,885
15	Grants by local government	<input type="checkbox"/>	0	<input type="checkbox"/>	0	0	0
16	Endowments and gifts	4,808,370	4,080,661	113,331	100,206	4,921,701	4,180,867
17	Other institutional sources CV=[E18-(E12+E13+ ... +E16)]	12,766,801	14,173,877	300,907	348,057	13,067,708	14,521,934
18	Total (from Part E1 line 8, 9 and 10)	46,108,397	41,397,362	1,086,751	1,016,564	47,195,148	42,413,926

Institution: University of Colorado Colorado Springs (126580)

User ID: P1265801

Part B - Revenues and Other Additions, Page 1

Fiscal Year: July 1, 2023 - June 30, 2024			
Line No.	Source of Funds	Current year amount	Prior year amount
<u>Operating Revenues</u>			
01	<u>Tuition and fees</u> , after deducting <u>discounts & allowances</u>	116,280,403	111,530,714
Grants and contracts - operating			
02	Federal operating grants and contracts	14,980,575	12,151,775
03	State operating grants and contracts	41,053,288	38,425,972
04	Local government/private operating grants and contracts	566,480	1,236,714
04a	Local government operating grants and contracts		0
04b	Private operating grants and contracts	566,480	1,236,714
05	Sales and services of <u>auxiliary enterprises</u> , after deducting <u>discounts and allowances</u>	33,670,205	28,364,504
06	Sales and services of <u>hospitals</u> , after deducting <u>patient contractual allowances</u>		0
26	<u>Sales and services of educational activities</u>	2,778,345	2,699,388
07	<u>Independent operations</u>		0
08	Other sources - operating CV=[B09-(B01++B07)]	7,337,747	6,293,120
09	Total operating revenues	216,667,043	200,702,187

Institution: University of Colorado Colorado Springs (126580)


User ID: P1265801

Part B - Revenues and Other Additions, Page 2

Fiscal Year: July 1, 2023 - June 30, 2024			
Line No.	Source of funds	Current year amount	Prior year amount
<u>Nonoperating Revenues</u>			
10	Federal <u>appropriations</u>	0	0
11	State <u>appropriations</u>	0	0
12	<u>Local appropriations, education district taxes, and similar support</u>	0	0
Grants-nonoperating			
13	Federal nonoperating grants Do NOT include Federal Direct Student Loans	14,334,721	16,218,454
14	State nonoperating grants	0	0
15	Local government nonoperating grants	0	0
16	<u>Gifts, including contributions from affiliated organizations</u>	10,854,712	14,009,068
17	<u>Investment income</u>	1,042,017	7,630
18	Other nonoperating revenues CV=[B19-(B10+...+B17)]	10,424,690	21,116,846
19	Total nonoperating revenues	36,656,140	51,351,998
27	Total operating and nonoperating revenues CV=[B19+B09]	253,323,183	252,054,185
28	<u>12-month Student FTE from E12</u>	9,480	9,522
29	Total operating and nonoperating revenues per student FTE CV=[B27/B28]	26,722	26,471

Part B - Revenues and Other Additions, Page 3

Fiscal Year: July 1, 2023 - June 30, 2024			
Line No.	Source of funds	Current year amount	Prior year amount
Other Revenues and Additions			
20	<u>Capital appropriations</u>	<div>2,938,533</div>	2,161,021
21	<u>Capital grants and gifts</u>	<div>8,991,433</div>	27,997
22	<u>Additions to permanent endowments</u>	<div><input checked="" type="checkbox"/> <div>0</div></div>	0
23	Other revenues and additions CV=[B24-(B20+...+B22)]	6,632,758	5,459,366
24	Total other revenues and additions CV=[B25-(B9+B19)]	18,562,724	7,648,384
25	Total all revenues and other additions	<div>271,885,907</div>	259,702,569

 You may use the box below to provide additional context for the data you have reported above. Context notes will be posted on the College Navigator website. Therefore, you should write all context notes using proper grammar (e.g., complete sentences with punctuation) and common language that can be easily understood by students and parents (e.g., spell out acronyms).

Institution: University of Colorado Colorado Springs (126580)

User ID: P1265801

Part C-1 - Expenses and Other Deductions by Functional Classification


Fiscal Year: July 1, 2023 - June 30, 2024

Report Total Operating AND Nonoperating Expenses in this section

Line No.	Expense: Functional Classifications	Total amount	Prior Year Total Amount	Salaries and wages	Prior Year Salaries and wages
		(1)		(2)	
01	<u>Instruction</u>	112,676,354	104,495,811	57,381,157	55,612,328
02	<u>Research</u>	8,256,217	8,215,093	3,738,578	3,913,175
03	<u>Public service</u>	4,605,620	4,610,891	1,616,295	1,720,624
05	<u>Academic support</u>	34,867,332	33,795,233	16,558,703	15,228,561
06	<u>Student services</u>	29,421,120	24,344,702	12,158,949	9,863,411
07	<u>Institutional support</u>	29,713,680	38,081,958	11,451,778	13,554,827
10	<u>Scholarships and fellowships expenses</u> , net of <u>discounts and allowances</u> (from Part E-1, line 11)	5,593,000	5,626,280		
11	<u>Auxiliary enterprises</u>	47,097,693	39,584,097	15,294,144	13,097,156
12	<u>Hospital services</u>		0		0
13	<u>Independent operations</u>		0		0
14	Other Functional Expenses and deductions CV=[C19-(C01+...+C13)]	343,024	103,812	0	0
19	Total expenses and deductions	272,574,040	258,857,877	118,199,604	112,990,082


Part C-2 - Expenses and Other Deductions by Natural Classification

Fiscal Year: July 1, 2023 - June 30, 2024			
Line No.	Expense: Natural Classifications	Total Amount	Prior year amount
19-2	Salaries and Wages (from Part C-1, Column 2 line 19)	118,199,604	112,990,082
19-3	Benefits	56,085,319	47,055,544
19-4	Operation and Maintenance of Plant (as a natural expense)	12,209,735	14,846,954
19-5	Depreciation	24,890,036	24,290,256
19-6	Interest	9,195,993	9,626,422
19-7	Other Natural Expenses and Deductions CV=[C19-1 - (C19-2 + ... + C19-6)]	51,993,353	50,048,619
19-1	Total Expenses and Deductions (from Part C-1, Line 19)	272,574,040	258,857,877
20-1	12-month Student FTE (from E12 survey)	9,480	9,522
21-1	Total expenses and deductions per student FTE CV=[C19-1/C20-1]	28,753	27,185

 You may use the box below to provide additional context for the data you have reported above. Context notes will be posted on the College Navigator website. Therefore, you should write all context notes using proper grammar (e.g., complete sentences with punctuation) and common language that can be easily understood by students and parents (e.g., spell out acronyms).


Part N - Financial Health

Fiscal Year: July 1, 2023 - June 30, 2024			
Line No.	Description <i>(If your institution is a parent institution then the amounts reported should include ALL of your child institutions. Include amounts for the institution's GASB and FASB component units.)</i>	Current year amount	Prior year amount
01	Operating income (Loss) + net nonoperating revenues (expenses)	-18,338,442	-6,803,692
02	Operating revenues + nonoperating revenues	254,235,598	252,054,185
03	Change in net position	688,133	844,692
04	Net position	270,023,720	269,179,027
05	Expendable net assets	78,897,111	88,912,966
06	Plant-related debt	273,357,206	287,560,916
07	Total expenses	272,574,040	258,857,878

 You may use the box below to provide additional context for the data you have reported above. Context notes will be posted on the College Navigator website. Therefore, you should write all context notes using proper grammar (e.g., complete sentences with punctuation) and common language that can be easily understood by students and parents (e.g., spell out acronyms).


Part J - Revenue Data for the Census Bureau

Fiscal Year: July 1, 2023 - June 30, 2024						
Source and type		Amount				
		Total for all funds and operations (includes endowment funds, but excludes component units)	Education and general/independent operations	Auxiliary enterprises	Hospitals	Agriculture extension/experiment services
		(1)	(2)	(3)	(4)	(5)
01	Tuition and fees	162,388,800	162,388,800			
02	Sales and services	37,535,301	2,778,345	34,756,956		
03	Federal grants/contracts (excludes Pell Grants)	14,980,575	14,980,575			
Revenue from the state government:						
04	State appropriations, current & capital	2,864,453	2,864,453			
05	State grants and contracts	14,728,178	14,728,178			
Revenue from local governments:						
06	Local appropriation, current & capital	0	0			
07	Local government grants/contracts	23,046	23,046			
08	Receipts from property and non-property taxes					
09	Gifts and private grants, NOT including capital grants	11,421,191				
10	Interest earnings	1,042,017				
11	<u>Dividend earnings</u>					
12	<u>Realized capital gains</u>					

 You may use the box below to provide additional context for the data you have reported above. Context notes will be posted on the College Navigator website. Therefore, you should write all context notes using proper grammar (e.g., complete sentences with punctuation) and common language that can be easily understood by students and parents (e.g., spell out acronyms).


Part K - Expenditure Data for the Census Bureau

Fiscal Year: July 1, 2023 - June 30, 2024						
Category		Total for all funds and operations (includes endowment funds, but excludes component units)	Education and general/ independent operations	Auxiliary enterprises	Hospitals	Agriculture extension/ experiment services
		(1)	(2)	(3)	(4)	(5)
02	Employee benefits, total	56,085,319	49,613,808	6,471,511		
03	Payment to state retirement funds (may be included in line 02 above)	6,334,156	5,324,819	1,009,337		
04	Current expenditures including salaries	173,879,662	137,446,783	36,432,879		
Capital outlays						
05	Construction	14,923,063	14,129,943	793,120		
06	Equipment purchases	2,941,412	2,010,894	930,518		
07	Land purchases	0	0			
08	Interest on debt outstanding, all funds and activities	9,416,143				

 You may use the box below to provide additional context for the data you have reported above. Context notes will be posted on the College Navigator website. Therefore, you should write all context notes using proper grammar (e.g., complete sentences with punctuation) and common language that can be easily understood by students and parents (e.g., spell out acronyms).


Part L - Debt and Assets for Census Bureau, page 1

Fiscal Year: July 1, 2023 - June 30, 2024			
Debt			
Category			Amount
01	Long-term debt outstanding at beginning of fiscal year		291,423,477
02	Long-term debt issued during fiscal year		
03	Long-term debt retired during fiscal year		14,566,343
04	Long-term debt outstanding at end of fiscal year		276,857,134
05	Short-term debt outstanding at beginning of fiscal year		
06	Short-term debt outstanding at end of fiscal year		

 You may use the box below to provide additional context for the data you have reported above. Context notes will be posted on the College Navigator website. Therefore, you should write all context notes using proper grammar (e.g., complete sentences with punctuation) and common language that can be easily understood by students and parents (e.g., spell out acronyms).

Part L - Debt and Assets for Census Bureau, page 2

Fiscal Year: July 1, 2023 - June 30, 2024			
Assets			
Category			Amount
07	Total cash and security assets held at end of fiscal year in sinking or debt service funds		<input type="text"/>
08	Total cash and security assets held at end of fiscal year in bond funds		<input type="text"/>
09	Total cash and security assets held at end of fiscal year in all other funds		14,145,356

 You may use the box below to provide additional context for the data you have reported above. Context notes will be posted on the College Navigator website. Therefore, you should write all context notes using proper grammar (e.g., complete sentences with punctuation) and common language that can be easily understood by students and parents (e.g., spell out acronyms).

Prepared by

Prepared by

- Reporting Reminders:
- The name of the preparer is being collected so that we can follow up with the appropriate person in the event that there are questions concerning the data.
 - The Keyholder will be copied on all email correspondence to other preparers.
 - The time it took to prepare this component is being collected so that we can continue to improve our estimate of the reporting burden associated with IPEDS.
 - Please include in your estimate the time it took for you to review instructions, query and search data sources, complete and review the component, and submit the data through the Data Collection System.
 - Thank you for your assistance.

This survey component was prepared by:

<input type="radio"/>	Keyholder	<input type="radio"/>	SFA Contact	<input type="radio"/>	HR Contact
<input checked="" type="radio"/>	Finance Contact	<input type="radio"/>	Academic Library Contact	<input type="radio"/>	Other

Name:

Email:

How many staff from your institution only were involved in the data collection and reporting process of this survey component?

Number of Staff (including yourself)

How many hours did you and others from your institution only spend on each of the steps below when responding to this survey component?
Exclude the hours spent collecting data for state and other reporting purposes.

Staff member	Collecting Data Needed	Revising Data to Match IPEDS Requirements	Entering Data	Revising and Locking Data
Your office	<input type="text" value="30.00"/> hours	<input type="text" value="30.00"/> hours	<input type="text" value="8.00"/> hours	<input type="text" value="4.00"/> hours
Other offices	<input type="text"/> hours	<input type="text"/> hours	<input type="text"/> hours	<input type="text"/> hours

Institution: University of Colorado Colorado Springs (126580)

User ID: P1265801

Summary

Finance Component Summary

The purpose of this summary is to provide you an opportunity to view some of the data that, when accepted through the IPEDS quality control process, will appear on the [College Navigator](#) website and/or your institution's Data Feedback Report (DFR). In addition, all data reported in IPEDS survey components become publicly available through the [IPEDS Use the Data](#) and appear as aggregated statistics in various Department of Education reports. [College Navigator](#) is updated approximately three months after the data collection period closes and DFRs will be available through the [IPEDS Use the Data](#) and sent to your institution's CEO at the end of 2025.

Please review your data for accuracy. If you have questions about the data displayed below or after reviewing the data reported on the survey screens, please contact the IPEDS Help Desk at: 1-877-225-2568 or ipedshelp@rti.org.

Core Revenues			
Revenue Source	Reported values	Percent of total core revenues (%)	Core revenues per FTE enrollment
Tuition and fees	116,280,403	49	12,266
State appropriations	0	0	0
Local appropriations	0	0	0
Government grants and contracts	70,368,584	30	7,423
Private gifts, grants, and contracts	11,421,192	5	1,205
Investment income	1,042,017	0	110
Other core revenues	39,103,506	16	4,125
Total core revenues	238,215,702	100	25,128
Total revenues	271,885,907	N/A	28,680
Other core revenues include federal appropriations; sales and services of educational activities; other operating and nonoperating sources; and other revenues and additions (e.g., capital appropriations, capital grants and gifts, etc.). Core revenues exclude revenues from auxiliary enterprises (e.g., bookstores, dormitories), hospitals, and independent operations. For institutions reporting in Full parent/child relationships, core revenues per FTE enrollment amounts will not be allocated to child institutions.			

Core Expense			
Expense function	Reported values	Percent of total core expenses (%)	Core expenses per FTE enrollment
Instruction	112,676,354	50	11,886
Research	8,256,217	4	871
Public service	4,605,620	2	486
Academic support	34,867,332	15	3,678
Institutional support	29,713,680	13	3,134
Student services	29,421,120	13	3,103
Other core expenses	5,936,024	3	626
Total core expenses	225,476,347	100	23,784
Total expenses	272,574,040	N/A	28,753
Other core expenses include scholarships and fellowships, net of discounts and allowances, and other expenses. Core expenses exclude expenses from auxiliary enterprises (e.g., bookstores, dormitories), hospitals, and independent operations. For institutions reporting in Full parent/child relationships, core expenses per FTE enrollment amounts will not be allocated to child institutions.			

	Calculated value
FTE enrollment	9,480
The full-time equivalent (FTE) enrollment used in this report is the sum of the institution's FTE undergraduate enrollment and FTE graduate enrollment (as calculated from or reported on the 12-month Enrollment component). FTE is estimated using 12-month instructional activity (credit and/or clock hours). All doctor's degree students are reported as graduate students.	

[Edit Report](#)

Finance

Source	Description	Severity	Resolved	Options
Screen: Part D - Summary of Changes In Net Position				
Screen Entry	The calculated amount of change in net position during the year in Part D (line 03) is expected to be greater than zero. Please confirm that the data reported are correct. (Error #5202)	Confirmation	Yes	
Screen: Part E-2 - Sources of Discounts and Allowances				
Screen Entry	The amount reported is outside the expected range of between 4,097,816 and 12,293,446 when compared with the prior year value. Please correct your data or explain. (Error #5301)	Explanation	Yes	
Reason	State grants revenue increased by \$5.5M from FY23 to FY24 resulting in an increase to the tuition and fee allowance of \$4.6M.			
Screen Entry	The amount reported is outside the expected range of between 100,627 and 301,881 when compared with the prior year value. Please correct your data or explain. (Error #5301)	Explanation	Yes	
Reason	State grants revenue increased by \$5.5M from FY23 to FY24 resulting in an increase to the auxiliary enterprise allowance of \$102K.			
Screen: Part B - Revenues and Other Additions, Page 3				
Screen Entry	The amount of additions to permanent endowments reported in Part B (line 22) should not be zero or blank. Please confirm that the data reported are correct. (Error #5231)	Confirmation	Yes	
Related Screens	Revenues Part 3			